

6X Pol Panel Hexa-Beam Antenna 6×1695-2690MHz 8° 23dBi 6° FET**Electrical Specifications**

Frequency Range (MHz):	Beam 1 (Port 1/2, Left)/Beam 6(Port 11/12, Right)		
	1695-2170	2170-2300	2300-2690
Gain (dBi):	19.3±0.5	21.5±0.5	21.7±0.5
Horizontal 3dB beamwidth (°):	11.5	8.9	7.7
Horizontal Beam Pointing (°):	±42	±36	±30
Vertical 3dB beamwidth (°):	17.6	14.6	12.2

Frequency Range (MHz):	Beam 2 (Port 3/4, Left)/Beam 5(Port 9/10, Right)		
	1695-2170	2170-2300	2300-2690
Gain (dBi):	21.0±0.5	22.1±0.5	22.5±0.5
Horizontal 3dB beamwidth (°):	9.5	7.8	7.0
Horizontal Beam Pointing (°):	±24	±21	±15
Vertical 3dB beamwidth (°):	14.9	12.3	10.8

Frequency Range (MHz):	Beam 3 (Port 5/6, Left)/Beam 4(Port 7/8, Right)		
	1695-2170	2170-2300	2300-2690
Gain (dBi):	21.2±0.5	22.6±0.5	23.1±0.5
Horizontal 3dB beamwidth (°):	9.0	7.6	6.8
Horizontal Beam Pointing (°):	±8	±7	±6
Vertical 3dB beamwidth (°):	13.5	11.5	10.2

Frequency Range (MHz):	1695-2690		
	1695-2170	2170-2300	2300-2690
Return Loss (dB):	>14 (VSWR<1.5)		
Polarization:	±45°		
Electrical Downtilt (°):	6 Fixed		
1 st Upper Sidelobe Suppression (dB):	18	17	16
Front to Back Ratio at 180±30° (dB):	30	30	30
CPR at Boresight (dB):	15	15	15
Isolation Between Polarizations (dB):	>25		
Max. Power Per Port (W):	200		
Total Power for the Antenna (W):	1000		
Intermodulation IM3 (dBc):	<-150 (2×43 dBm)		
Impedance (ohm):	50		
Lightning Protection:	DC Grounded		
Connector Type:	12×4.3-10 Female		

Product Data Sheet

6LPX1406F6-C

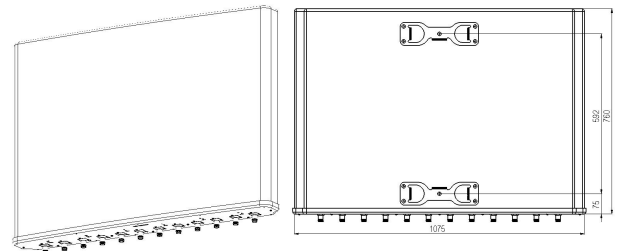


BASTA Electrical Specifications

Frequency Range(MHz):	1695-2690		
	1695-2170	2170-2300	2300-2690
Average Gain by all Beam Tilts (dBi):	20.5	22	22.5
Gain by all Beam Tilts Tolerance(dB):	±2.1	±1.1	±1.4
Horizontal Beamwidth Tolerance(°):	±2.3	±1.0	±0.8
Vertical Beamwidth Tolerance(°):	±3.3	±2.2	±1.7
USLS beampeak to 20° above beampeak(dB):	20.3	18.8	19.3
Front to back Total Power at 180° ± 30°(dB):	31.8	32.1	31.1
CPR at Boresight(dB):	19.8	22.4	22.3

Mechanical Data

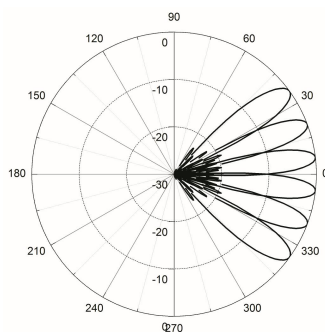
Antenna Dimensions (mm):	761×1076×136
Packing Dimensions (mm):	909×1199×237
Antenna Net Weight/Bracket (kg):	32/5.7
Antenna Gross Weight (kg):	43
Radome Material:	Fiberglass
Pipe OD (mm):	70-114
Mounting Kits (Included):	BA.K.04.00032, Adjustable Downtilt 0-10°



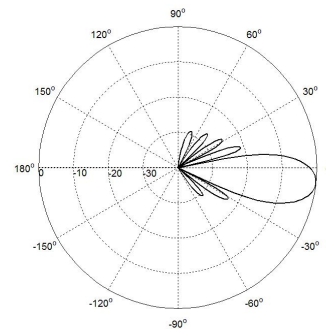
Environmental Ratings

Humidity:	95%RH@+30°C
Temperature (°C):	-40~+70
Wind Load @150 km/h (N):	Frontal/Lateral/Rearside: 1421/50/1208
Max. Wind velocity(km/h):	160

Typical Patterns



Azimuth



Elevation

Bottom View

